

CV-57VA-100

***HDMI Extender over Single Cat.X
with HDBaseT-Lite, RS-232,
Bi-directional IR & PoC***

User Manual



Full HD
1080

WUXGA
1920
x
1200



CAT-5e/6/7
SINGLE
PATENTED

DOLBY
TRUEHD



x.v.Color
HDCP™
HIGH-DEFINITION CONTENT PROTECTION

7.1 CH
AUDIO

Blu-ray
3D
READY

dts-HD™
High Resolution Audio

rev: 150313
Made in Taiwan



Safety and Notice

The **CV-57VA-100 HDMI Extender over Single Cat.X with HDBaseT-Lite, RS-232, Bi-directional IR & PoC** has been tested for conformance to safety regulations and requirements, and has been certified for international use. However, like all electronic equipments, the **CV-57VA-100** should be used with care. Please read and follow the safety instructions to protect yourself from possible injury and to minimize the risk of damage to the unit.

- Follow all instructions and warnings marked on this unit.
- Do not attempt to service this unit yourself, except where explained in this manual.
- Provide proper ventilation and air circulation and do not use near water.
- Keep objects that might damage the device and assure that the placement of this unit is on a stable surface.
- Use only the power adapter and power cords and connection cables designed for this unit.
- Do not use liquid or aerosol cleaners to clean this unit. Always unplug the power to the device before cleaning.



TABLE OF CONTENTS

INTRODUCTION.....	1
FEATURES.....	1
SPECIFICATIONS	2
PACKAGE CONTENTS	3
CONNECTION DIAGRAM	3
PANEL DESCRIPTIONS.....	4
Transmitting unit ► CV-57VA-100-TX	4
Receiving unit ► CV-57VA-100-RX.....	5
IR PASS-THROUGH.....	6
HDMI PIN DEFINITION.....	7
HARDWARE INSTALLATION.....	7
NOTICE	8
WARRANTY	9

INTRODUCTION

The **CV-57VA-100 HDMI Extender over Single Cat.X with HDBaseT-Lite, RS-232, Bi-directional IR & PoC** boosts up your video/audio transmission distance up to 100m (330ft) in HDTV 1080p with 48-bit color depth. CV-57VA-100 also supports the most advanced 3D video format complaint with HDMI specification and therefore guarantees the highest 3D video compatibility on the market. With only one cost effective Cat.5/5e/6 cable, users can readily extend HDTV sources from DVD players, Blu-ray Disc player, PS3, PC, and any other kinds of sources compliant with TMDS to distant display monitors including HDMI or DVI enabled TV sets or LCD PC monitors. With the advanced design for the latest HDMI technology, deep color video, DTS-HD or Dolby TrueHD audio, and HDCP supports and compatibility are all further insured. This flexibility makes HDCP compliant DVD players or PS3 transmit utmost high quality video and audio with a greater distance at the minimal cost, when integrating several components apart. In addition, CV-57VA-100 is also equipped with bi-directional IR pass-through path and RS-232 serial port control. These bonus features allow users to boost IR control distance up to 100m (330ft) and makes IR control possible through only single Cat.5/5e/6 cable including HDMI signals. In addition, serial port offers the convenient path for interactive application, such as touch panels. In addition, CV-57VA-100 also supports PoC (Power over Cable) which can power both units from TX or RX with power supply.

The CV-57VA-100 includes two units: transmitting unit CV-57VA-100-TX and receiving unit CV-57VA-100-RX. The transmitting unit is used to capture the input HDMI / DVI signals with IR control packets and carry the signals via one cost effective Cat.5/5e/6 cable. The receiving unit is responsible for equalizing the transmitted HDMI signal and reconstructing IR and serial control signals. CV-57VA-100 offers the most convenient solution for digital signage with long distance A/V transmission path, and with 10G transmission width ready, CV-57VA-100 is ready for your next HDMI generation and applications!

FEATURES

- Support HDMI Deep Color & full 3D & 4K2K@30 (HDBaseT technology)
- Extend the transmission up to 100m (330ft) from the HDMI source at Full HD 1080p 48-bit and 80m (264ft) at 4K2K@30
- Support PoC(Power over Cable) which can power both units from TX or RX side with power supply
- HDCP & EDID Bypass
- CEC support
- Auto equalization
- Pure unaltered uncompressed 7.1ch digital HDMI over Cat.5/5e/6 cable transmission
- DTS-HD Master Audio and Dolby TrueHD high bit rate audio support
- Support full frequency IR signal from 20KHz to 60KHz
- Bi-directional IR path-through
- Full Duplex RS-232 control up to 115,200 bps through connector
- Wall mounting housing design for easy and robust installation



The length depends on the characteristics and quality of the cables. Higher resolutions and longer transmission distances require low skew cables (<25ns/100m) for best performance. Unshielded CAT6 with metal RJ45 connectors is recommended.

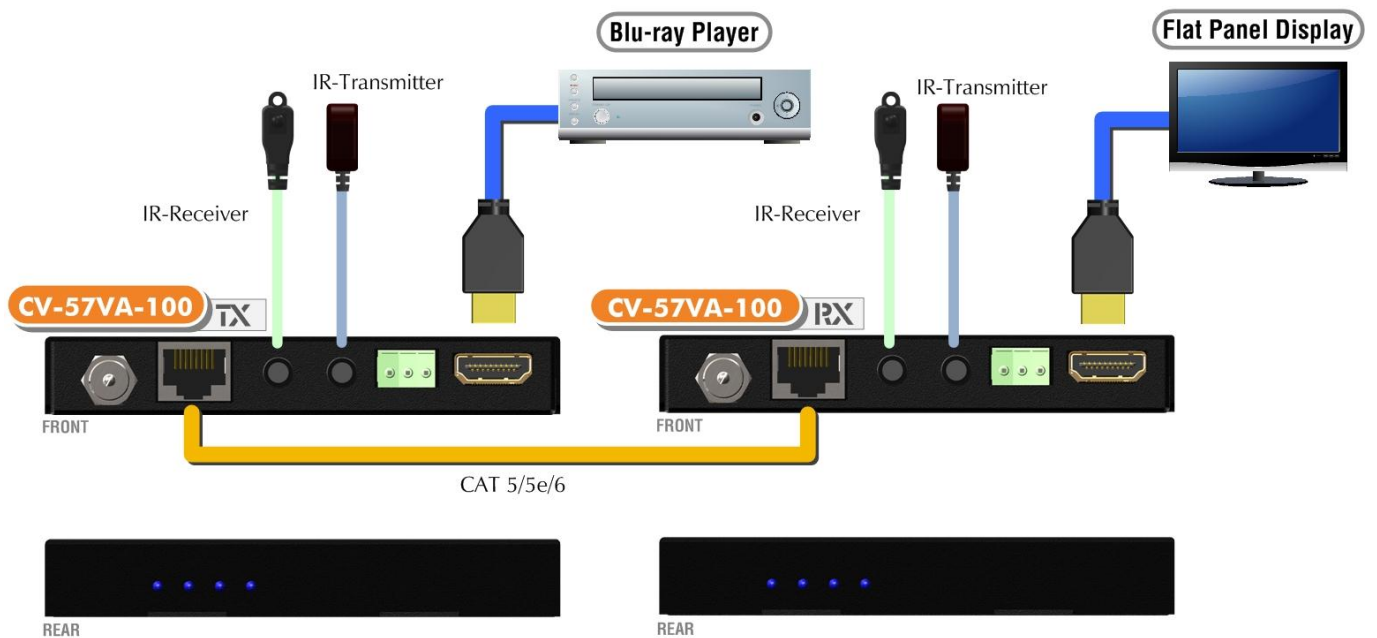
SPECIFICATIONS

Model Name	CV-57VA-100	
Technical	CV-57VA-100[Tx]	CV-57VA-100[Rx]
Role of usage	Transmitter [TX]	Receiver [RX]
HDMI compliance	HDMI Deep Color, full 3D & 4K2K@30	
HDCP compliance	Yes	
Video bandwidth	Single-link 340MHz [10.2Gbps]	
Video support	480i / 480p / 720p / 1080i / 1080p60	
HDMI over UTP	1080p@60 100m (330ft) [CAT5e]	
Audio support	Surround sound [up to 7.1ch) or stereo digital audio	
Equalization	Auto	
Input TMDS signal	1.2 Volts [peak-to-peak]	
Input DDC signal	5 Volts [peak-to-peak, TTL]	
ESD protection	[1] Human body model — ±19kV [air-gap discharge] & ±12kV [contact discharge] [2] Core chipset — ±8kV	
PCB stack-up	6-layer board [impedance control — differential 100Ω; single 50Ω]	
IR pass-thru	Bi-directional	
RS-232 support	Yes	
PoC support	Yes	
Input	1x HDMI 1x 3.5mm	1x RJ-45 1x 3.5mm
Output	1x RJ-45 1x 3.5mm	1x HDMI 1x 3.5mm
In / Out	1x RS-232	1x RS-232
HDMI source control	Controllable via IR pass-through from RX to TX with IR extenders	
HDMI connector	Type A [19-pin female]	
Min DIN connector	DIN-9	
RJ-45 connector	WE/SS 8P8C(Reverse Mode)	
Rotary control switch	None	
3.5mm connector	IR receiver / IR blaster	IR receiver / IR blaster
Mechanical	CV-57VA-100[Tx]	CV-57VA-100[Rx]
Housing	Metal enclosure	
Dimensions [L x W x H]	Model	98.5 x 73.4 x 14.3mm [3.9" x 2.9" x 0.6"]
	Package	128 x 175 x 134mm [5" x 6.9" x 5.3"]
	Carton	647 x 366 x 290mm [1'6" x 1'3" x 11.8"]
Weight	Model	160g [5.6 oz]
	Package	720g [1.6 lbs]
Fixedness	Wall-mounting case with screws	
Power supply	12V 1.5A DC	
Power consumption	3 Watt [max]	7 Watt [max]
Operation temperature	0~40°C [32~104°F]	
Storage temperature	-20~60°C [-4~140°F]	
Relative humidity	20~90% RH [no condensation]	

PACKAGE CONTENTS

- 1x CV-57VA-100 [TX & RX]
- 1x IR blaster
- 1x IR receiver
- 1x DC 12V 1.5A in-line with C7 power cord
- 1x User Manual

CONNECTION DIAGRAM



PANEL DESCRIPTIONS


Transmitting unit ► CV-57VA-100-TX

Front Panel



1. **LED:** Power LED, Status LED, Link LED, HDCP LED
 - (1) Power LED: This LED light always shine is meant that works fine.
 - (2) Status LED: This LED light is blinking it means functions well.
 - (3) Link LED: This LED light always shine is meant that works fine.
 - (4) HDCP LED: HDCP ON – the LED light always shine
HDCP OFF – the LED light is blinking

Rear Panel



2. **Latch-locking power jack:** Connect to 12V DC power supply
3. **RJ45:** Plug in a Cat-5/5e/6 cable that needs to be linked to the receiving unit CV-57VA-100-RX
4. **IR Receiver:** Infrared 3.5mm socket for plugging in the extension cable of IR receiver
5. **IR Blaster:** Infrared 3.5mm socket for plugging in the extension cable of IR blaster
6. **RS-232(terminal block format)**
7. **HDMI IN:** Connects to a HDMI source with HDMI male-male cable

Receiving unit ► CV-57VA-100-RX


Front Panel



8. **LED:** Power LED, Status LED, Link LED, HDCP LED

- (1) Power LED: This LED light always shine is meant that works fine.
- (2) Status LED: This LED light is blinking it means functions well.
- (3) Link LED: This LED light always shine is meant that works fine.
- (4) HDCP LED: HDCP ON – the LED light always shine
HDCP OFF – the LED light is blinking

Rear Panel



9. **Latch-locking power jack:** Connect to 12V DC power supply

10. **RJ45:** Plug in a Cat-5/5e/6 cable that needs to be linked to the receiving unit CV-57VA-100-TX

11. **IR Receiver:** Infrared 3.5mm socket for plugging in the extension cable of IR receiver

12. **IR Blaster:** Infrared 3.5mm socket for plugging in the extension cable of IR blaster

13. **RS-232(terminal block format)**

14. **HDMI OUT:** Connects to a HDMI display with HDMI male-male cable

IR PASS-THROUGH

IR Extenders

IR Blaster



IR Receiver



IR Sockets

IR BLASTER: plug in the IR blaster to emit all IR command signals received from the IR receiver from the other end to control the devices corresponding to the IR signals.

IR RECEIVER: plug in the IR receiver to receive all IR command signals from the IR remote controls of the corresponding devices.

CAUTION!

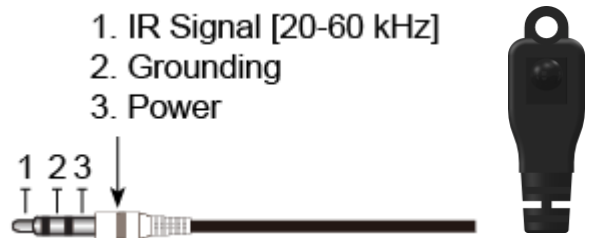
Incorrect placement of IR Blaster and Receiver may result in the failure of the IR extenders. Please check carefully before plugging in the IR extender to the respective IR sockets. Warranty will not cover the damage.

Definition of IR Earphone Jack

IR Blaster

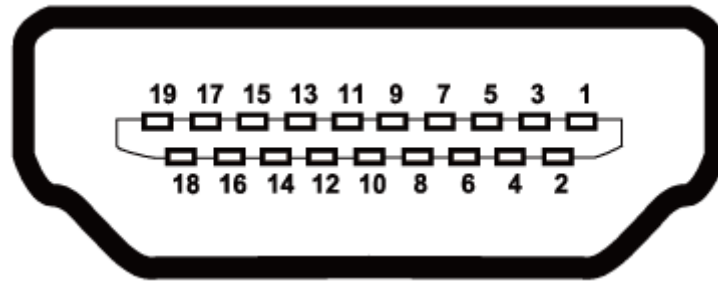


IR Receiver



You can buy any IR extension cables in the market that are compatible to the definition of the IR sockets for the matrix if necessary for replacement use. However, IR cables longer than 2m (6-ft) may not work.

HDMI PIN DEFINITION



Type A (Receptacle) HDMI

Pin 1	TMDS Data2+	Pin 11	TMDS Clock Shield
Pin 2	TMDS Data2 Shield	Pin 12	TMDS Clock-
Pin 3	TMDS Data2-	Pin 13	NC
Pin 4	TMDS Data1+	Pin 14	Reserved (N.C. on device)
Pin 5	TMDS Data1 Shield	Pin 15	SCL
Pin 6	TMDS Data1-	Pin 16	SDA
Pin 7	TMDS Data0+	Pin 17	DDC/CEC Ground
Pin 8	TMDS Data0 Shield	Pin 18	+5V Power
Pin 9	TMDS Data0-	Pin 19	Hot Plug Detect
Pin 10	TMDS Clock+		

HARDWARE INSTALLATION

1. Connect a HDMI or DVI source (such as a Blu-ray Disc player) to the transmitting unit CV-57VA-100-TX.
2. Connect a HDMI or DVI display (such as a LCD TV) to the receiving unit CV-57VA-100-RX.
3. Connect IR Blaster/Receiver to both TX and RX units.
4. Connect a Cat-5/5e/6 cable between the transmitting and receiving units.
5. Make sure this Cat-5/5e/6 cable is tightly connected and not loose.
6. Plug in 12V DC power supply unit to the power jack of the receiving unit CV-57VA-100-RX or the transmitting unit CV-57VA-100-TX.

NOTICE

1. All HDMI over CAT5 transmission distances are measured using Belden 1583A CAT5e 125MHz UTP cable and ASTRODESIGN Video Signal Generator VG-859C & VG-870B.
2. Incorrect placement of IR Blaster and Receiver may result in the failure of the IR extenders. Please check carefully before plugging in the IR extender to the respective IR sockets. Warranty will not cover the damage.
3. The transmission length is largely affected by the type of Cat-5/5e/6 cables, the type of HDMI sources, and the type of HDMI display. The testing result shows solid UTP cables (usually in the form of 300m [1,000ft] bulk cables) can transmit a lot longer signals than stranded UTP cables (usually in the form of fixed length patch cords). Shielded STP cables are better suited than unshielded UTP cables. A solid UTP Cat-5e cable shows longer transmission range than stranded STP Cat-6 cable. For long extension applications, solid UTP/STP cables are the only viable choice.
4. EIA/TIA-568-B termination (T568B) for Cat-5/5e/6 cables is recommended for better performance.
5. To reduce the interference among the unshielded twisted pairs of wires in Cat-5/5e/6 cable, one can use shielded STP cables to improve EMI problems, which is worsen in long transmission.
6. Because the quality of the CAT5/6 cables has the major effect on how long the transmission limit can achieve and how good is the received picture quality, the actual transmission range is subject to one's choice of Cat-5/5e/6 cables. For desired resolutions greater than 1080i or 1280x1024, a Cat-6 cable is recommended.
7. If your HDMI display has multiple HDMI inputs, it is found that the first HDMI input [HDMI input #1] generally can produce better transmission performance among all HDMI inputs.



Performance Guide for HDMI over Category Cable Transmission

Performance rating		Type of category cable		
Wiring	Shielding	CAT5	CAT5e	CAT6
Solid	Unshielded (UTP)	★★★	★★★★★	★★★★★
	Shielded (STP)	★★★	★★★	★★★★★
Stranded	Unshielded (UTP)	★	★★	★★
	Shielded (STP)	★	★	★★
Termination		Please use EIA/TIA-568-B termination (T568B) at any time		

WARRANTY

The SELLER warrants the **CV-57VA-100 HDMI Extender over Single Cat.X with HDBaseT-Lite, RS-232, Bi-directional IR & PoC** free from defects in the material and workmanship for 1 year from the date of purchase from the SELLER or an authorized dealer. Should this product fail to be in good working order within 1 year warranty period, The SELLER, at its option, repair or replace the unit, provided that the unit has not been subjected to accident, disaster, abuse or any unauthorized modifications including static discharge and power surge. This warranty is offered by the SELLER for its BUYER with direct transaction only. This warranty is void if the warranty seal on the metal housing is broken.

Unit that fails under conditions other than those covered will be repaired at the current price of parts and labor in effect at the time of repair. Such repairs are warranted for 90 days from the day of reshipment to the BUYER. If the unit is delivered by mail, customers agree to insure the unit or assume the risk of loss or damage in transit. Under no circumstances will a unit be accepted without a return authorization number.

The warranty is in lieu of all other warranties expressed or implied, including without limitations, any other implied warranty or fitness or merchantability for any particular purpose, all of which are expressly disclaimed.

Proof of sale may be required in order to claim warranty. Customers outside Taiwan are responsible for shipping charges to and from the SELLER. Cables and power adapters are limited to a 30 day warranty and must be free from any markings, scratches, and neatly coiled.

The content of this manual has been carefully checked and is believed to be accurate. However, The SELLER assumes no responsibility for any inaccuracies that may be contained in this manual. The SELLER will NOT be liable for direct, indirect, incidental, special, or consequential damages resulting from any defect or omission in this manual, even if advised of the possibility of such damages. **Also, the technical information contained herein regarding the CV-57VA-100 features and specifications is subject to change without further notice.**