

HDMI Matrix 4 x 2
With EDID Control

User manual

Thank you for purchasing this product. For optimum performance and safety, please read these instructions carefully before connecting, operating or adjusting this product. Please keep this manual for future reference.

n Introduction

This is a high performance HDMI Matrix with four HDMI inputs & two outputs, it allows any source (Blue-Ray player, HD DVD player, satellite receiver, game system, etc.) to be shown on the any of the two displays simultaneously, and supports 4K×2K, 3D, 12-bit Deep Color. With its 3Gbps bandwidth and the additional features of the latest HDMI standards you can be sure of great HDMI distribution.

n Features

1. Support display resolutions up to 4K x 2K@30Hz,1080P@120Hz,and 1080P 3D@60Hz
2. 3D HDMI 1.4a video format support.
3. 3D video support including Frame packing for all 3D formats up to a 297MHz TMDS clock.

4. Supports deep color up to 48-bit per pixel.
5. HDCP 1.4 support (INPUT), HDCP v1.4a protocol compliant (OUTPUT).
6. Supports the reception of any audio data conforming to the HDMI specification 1.4 such as L-PCM at up to 192kHz, compressed audio(IEC 61937), DSD, DST, DTS and HBR
7. Full colorimetry including sYCC601, Adobe RGB, Adobe YCC601, xvYCC extended gamut color
8. Operates for TMDS clock frequencies up to 300MHz
9. Supports EDID control via EDID Selector.

n Package

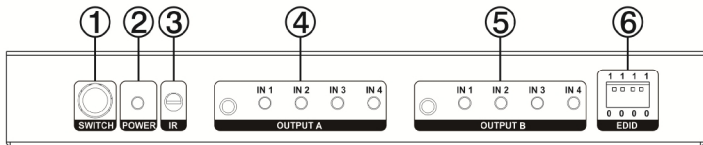
- | | | |
|----|------------------------------------|------|
| 1. | HDMI Matrix ----- | 1PCS |
| 2. | 5V1A DC Power Supply adaptor ----- | 1PCS |
| 3. | Operation Manual ----- | 1PCS |
| 4. | Remote controller----- | 1PCS |

n Specifications

1.	Frequency Bandwidth	2.97Gbps
2.	Input Ports	4 x HDMI Female input ports
3.	Output Ports	2 x HDMI Female output ports
4.	Power Supply	DC 5V 1A
5.	ESD Protection Human Body Model:	$\pm 8\text{kV}$ (air-gap discharge) $\pm 4\text{kV}$ (contact discharge)
6.	Dimensions (mm)	85(W) X 192 (D) X 26 (H)
7.	Weight(g)	450
8.	Operating Temperature	0°C ~ 40°C / 32°F ~ 104°F
9.	Storage Temperature	-20°C ~ 60°C / -4°F ~ 140°F
10.	Relative Humidity	20 ~ 90% RH (Non-condensing)
11.	Power Consumption (Max)	5W

n Operation controls and Functions

Front Panel



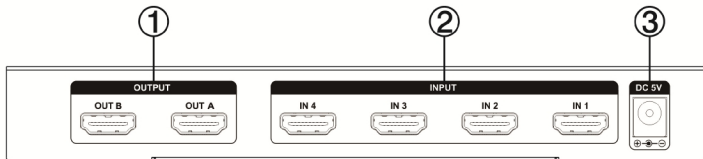
- 1. ON/OFF:** Power on/off switch.
- 2. POWER LED:** This red LED illuminate when the device is connected with power supply.
- 3. IR IN:** Remote control signal receive.
- 4. OUTPUT A:** Press this button to select input sources to HDMI OUT A, and the LED will indicate the corresponding input source.
- 5. OUTPUT B:** Press this button to select input sources to HDMI OUT B, and the LED will indicate the corresponding input source.

6. **EDID Selector:** Select HDMI output signal format via EDID Selector.

Number	EDID Selector	Description
1	0000	1080P,Stereo Audio 2.0
2	0001	1080P,Dolby/DTS 5.1
3	0010	1080P,HD Audio 7.1
4	0011	1080I,Stereo Audio 2.0
5	0100	1080I,Dolby/DTS 5.1
6	0101	1080I,HD Audio 7.1
7	0110	3D,Stereo Audio 2.0
8	0111	3D,Dolby/DTS 5.1
9	1000	3D,HD Audio 7.1
10	1001	4K2K,Stereo Audio 2.0

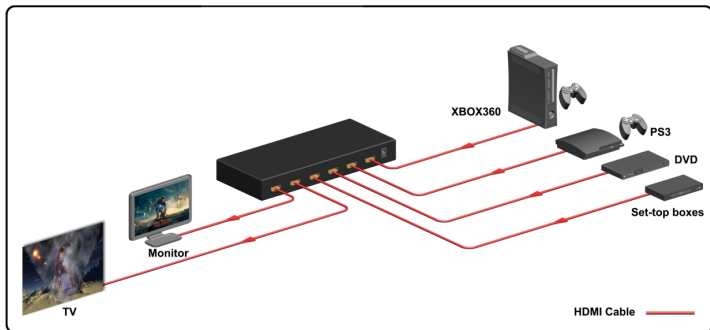
11	1010	4K2K,Dolby/DTS 5.1
12	1011	4K2K,HD Audio 7.1
13	1100	Reserve
14	1101	Reserve
15	1110	Reserve
16	1111	Auto mode(default)

Rear Panel



1. **HDMI OUTPUT:** These slots are where you connect the HDTV or monitor with HDMI cable.
2. **HDMI INPUT:** These slots are where you connect the HDMI source output from DVD, PS3.
3. **DC IN:** Plug the 5V DC power supply into the unit and connect the adaptor to AC wall outlet.

n Application Example





Remote control

OUTPUT A: Press IN1\IN2\IN3\IN4 button will fast switch to select input source to HDMI OUTPUT A, and the LED will indicate the corresponding input source. Press ◀ / ▶ button OUTPUT A will cycle from input IN1\IN2\IN3\IN4.

OUTPUT B: Press IN1\IN2\IN3\IN4 button will fast switch to select input source to HDMI OUTPUT B, and the LED will indicate the corresponding input source. Press ◀ / ▶ button OUTPUT B will cycle from input IN1\IN2\IN3\IN4.