



# USER MANUAL

---

## 4K 2×2 VIDEO WALL CONTROLLER With PLAYER

Enjoy the vivid world

## Introduction

This VIDEO WALL CONTROLLER & PLAYER has function of video wall controller, and also be able to switch between video signal source of player and video signal from HDMI input port. Support install software of live streaming, video on demand, game, web surfing, music, etc..

As a video wall controller, support display a single complete picture with HD multiple splicing modes, compose a video wall perfectly without any control software, plug and play, easy to operate.

Widely used in occasion of advertising screen, restaurant, teaching, etc..



## Features

- \* Support multiple splicing modes;
- \* Support function of audio extraction, analog 3.5mm audio output ;
- \* Pure hardware design, plug and play, no need any software.

# Specifications

HDMI input resolution .....	the highest support 3840x2160/30Hz
HDMI output resolution .....	the highest support 1920x1080/60Hz
Support audio format .....	stereo
Input cable length .....	≤8m AWG26 HDMI standard cable
Output cable length .....	≤10M,AWG26 HDMI standard cable
Max working current .....	1.6 A
Power adapter specifications .....	input AC (50HZ, 60HZ) 100V-240V Output 12VDC/2A
Operating Temperature range .....	(-10 ℃ ~ +55 ℃)
Dimension (L x W x H) .....	263x159x38(mm)
Weight .....	1259g

## remote control:

1x1 Mode



2x2 Mode

Input switching selection

Brightness adjustment

Contrast adjustment

Sharpness adjustment

Green adjustment

Tint (green/red) adjustment

menu

up

left

next

Volume down



return

confirm

right

Volume Up

previous piece

next track

Play/pause

Mode selection

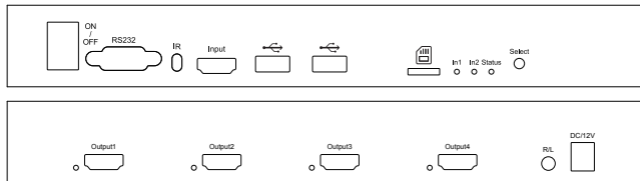




Output 180° Flip

Bezel compensation




## Physical interface diagram



Ports	Function description
ON/OFF	Complete machine power switch
RS232	RS232 port, video wall controller serial port connection
IR	Infrared receiving window, for receiving order of remote controller
Input	For external HDMI video signal source input
	USB port, for connection of keyboard and mouse or USB flash disk signal source
	SD port, for upgrade of player or SD card signal source input
In1	Switch to external HDMI signal source indicator light
In2	Switch to internal media player indicator light
Status	Player indicator light, red means power on, green means normal start
Select	Switch choosing button, short press for switching HDMI signal source between external and internal
Output1-4	Video wall controller HDMI signal output port, the green LED lamp beside the HDMI holder light constantly means be connected with display successfully
R/L	3.5mm headphone Jack, analog audio stereo output
DC/12V	DC 12V power port, for connect with 12V/2A power adaptor

## Common splicing mode



1x1



1x2




1x3



1x4



2x2



2x1



3x1



4x1

## CONNECTION DIAGRAM



## Application scene



Outdoor video wall



Shopping mall video wall



Monitor room

## Package include

- |  |      |                         |      |
|--|------|-------------------------|------|
| 1: 4K 2x2 video wall controller & player | 1PCS | 3: 12V DC power adaptor | 1PCS |
| 2: Remote controller                     | 1PCS | 4: User's manual        | 1PCS |