


材质:157g铜版纸 正反印刷

H23018英文说明书V2.0 : 0106010022163

尺寸: 100x138mm

User Manual

8K 4X1 HDMI Switch



• Important Safety Instructions

1. To prevent electric shock, please ensure that all devices are properly grounded.
2. Do not place this device near or over a radiator or heat register, or where it is exposed to direct sunlight.
3. Place the device in a well-ventilated area, do not block any ventilation openings.
4. Do not expose this device to rain or place it near water. Any liquid that goes into the device may cause a failure, fire, or electric shock.
5. Do not place the device on an uneven or unstable surface. The device may fall resulting in a malfunction.
6. Never insert anything metallic into the open parts of this device. This may cause a danger of electric shock.
7. The device should be repaired only by a qualified technician.
8. If a third-party power supply is used, please ensure that the power supply specifications meet the product requirements.

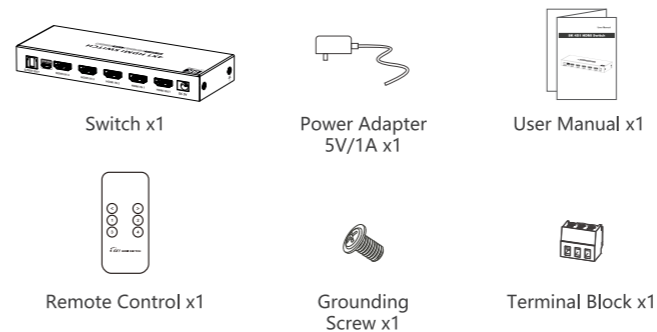
• Introduction

This is a 4-in-1-out 8K switch. It supports 4 HDMI signal inputs and 1 HDMI signal output, the highest resolution is 8K@60Hz and is backward compatible. A variety of control methods (IR remote control and RS-232 switch) can easily switch the content of the 4 HDMI signal sources to the display. The product is widely used in security monitoring, media entertainment, broadcasting, command centers, etc.

• Features

1. Support 4 HDMI signal input and 1 HDMI signal output.
2. 8K@60Hz resolution and backward compatible.
3. Multiple switching modes: IR remote control, RS-232 command control.
4. Support additional digital audio output from S/PDIF port.
5. Firmware can be upgraded through Micro USB.
6. Support EDID passthrough and HDMI 3D, VRR (Free Sync, G-sync).
7. HDR10+, Dolby Vision, HLG, YUV4:4:4 supported.
8. Lightning protection, surge protection, ESD protection.
9. 24/7 working.

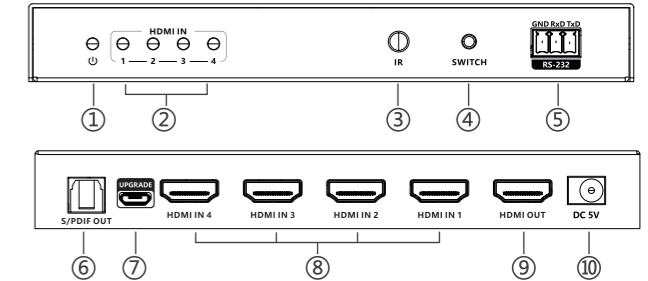
• Package Contents



• Installation Requirements

Item	Description	Requirement
Signal source device	PC, DVD, PS4, NVR, etc. with HDMI port	HDMI 2.1 cable ≤ 5m
Display device	8K TV, projector, LED screen, etc. with HDMI port	HDMI 2.1 cable ≤ 5m

• Panel Description



① Power indicator (orange)	The indicator will turn on when the power is turned on
② HDMI input indicator (blue)	Corresponding to HDMI input 1, 2, 3, 4 respectively
③ IR receiving window	Receive IR signal
④ Switch button	Press the button to switch the input of the signal source
⑤ RS-232	RS-232 command control
⑥ S/PDIF	Output digital audio signal
⑦ Micro USB	For firmware upgrade
⑧ HDMI input	Connect with HDMI source device

⑨	HDMI output	Connect with HDMI display device
⑩	DC 5V	Connect with DC5V/1A power adapter

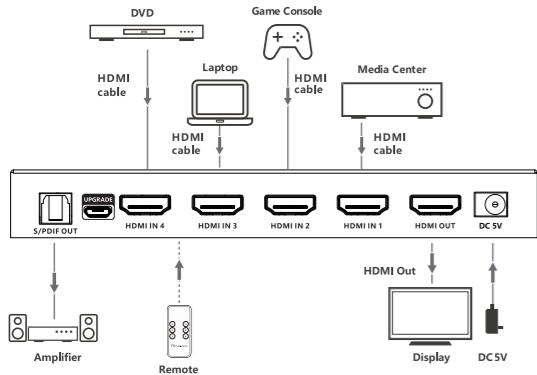
Remote Control

"<" and ">" button, to choose channel forward or backward.
 "1-4" number buttons, to choose any source device directly.



• Installation

1. Connection Diagrams



2. Connection Instructions

- 1) Connect the source devices to the HDMI input ports with HDMI cables.
- 2) Connect the display device to the HDMI output port with HDMI cable.
- 3) If need an additional audio output, connect the digital audio device to the S/PDIF port.

Note: You can switch the signal source by pressing the switch button or use the remote control.

3. RS-232 control

Baud rate: 9600

Data bits: 8

Stop character: 1

Parity: none

/	HDMI1 input	HDMI2 input	HDMI3 input	HDMI4 input
PAXR\n	PA1R	PA2R	PA3R	PA4R

• FAQ

Q: No image output?

A:

- 1) Check the power supply and make sure the power indicator is on.
- 2) Check if the HDMI cables connected well.
- 3) Check and make sure the TV has been set up to the right channel.
- 4) While connect with PC or laptop via HDMI, please make sure the output mode is mirror or extend

Q: Picture quality is not fluent and stable?

A:

- 1) Please check and make sure all HDMI cables are connected well.
- 2) Try to connect the signal source directly to the display device, or try to change the signal source and HDMI cable and test again.
- 3) Please use high-quality HDMI 2.1 cables when transmitting 8K content.

• Specification

Items	Specification	
HDMI version	Support HDMI 2.1, backward compatible	
	Support HDCP 2.3, backward compatible	
HDMI port	HDMI input X4, HDMI output X1	
Transmission speed	48Gbps	
Video bandwidth	1200MHz	
HDMI resolution	7680x4320@24/25/30/50/60Hz, 4096x2160@24/25/30/50/60/100/120Hz, 3840x2160@24/25/30/50/60/100/120Hz, 3440x1600@60Hz, 3440x1440@60Hz, 2560x1600@60Hz, 2560x1440@60/100/120Hz, 2560x1080@60Hz, 2048x1080@60Hz, 1920x1440@60/100/120Hz, 1080p@50/60/100/120Hz, 1080i@50/60Hz, 720p@50/60Hz	
Supports audio formats	S/PDIF output	LPCM5.1, DTS 5.1, Dolby 5.1
	HDMI output	Dolby Atmos, Dolby Digital 7.1CH, Dolby True HD, DTS:X, DTS-HD, LPCM 7.1CH, etc.
RS-232	3 pin (GND/RxD/TxD), baud rate 9600	
Voltage/Current	DC5V/1A	
Power consumption	< 2.0W	

Working temperature	-20°C~60°C
Storage temperature	-30°C~70°C
Humidity (no condensation)	0~90%RH
Housing	Iron
Color	Black
Weight	275g
Dimension	160.0(L) x 58.0(W) x 20.6(H) mm
Protection	ESD protection 1a Contact discharge level 2 1b Air discharge level 3 Implementation of the standard: IEC61000-4-2
	Lightning protection, Surge protection

Disclaimer

The product name and brand name may be registered trademark of related manufactures. ™ and ® may be omitted on the user manual. The pictures in this user manual are just for reference. We reserve the rights to make changes without further notice to a product or system described herein to improve reliability, function or design.