

**HDMI**<sup>®</sup>

HIGH-DEFINITION MULTIMEDIA INTERFACE

# USER MANUAL

---

## HDMI Video Capture

**Enjoy the vivid world!**

# INTRODUCTION

---

The video capture can capture both HDMI video and HDMI audio, sending audio and video signals to computers and smart phones for preview and storage. Suitable for high definition acquisition, teaching recording, medical imaging, etc.



## Features:

- \* Support input max resolution 4K;
- \* Support output max resolution 1080P;
- \* Support 8/10/12bit deep color;
- \* Support AWG26 HDMI standard cable: input up to 15 meters, (1080P and below resolution);
- \* Support most acquisition software, such as VLC、OBS、Amcap, etc;
- \* Support Windows、Android and MacOS;
- \* Conform to USB Video and UVC standard;
- \* Conform to USB Audio UAC standard;
- \* Without external power supply, compact and portable.

## Specifications:

HDMI resolution .....	Max input can be 4K
Support video format .....	8/10/12bit Deep color
Video output format .....	YUV、JPEG
Video output resolution .....	Max output can be 1080P
Support audio format .....	L-PCM
Input cable distance .....	≤15m,AWG26 HDMI standard cable
Max working current .....	0.4A/5VDC
Operating Temperature range .....	(-10 to +55 ℃)
Dimension (L x W x H) .....	64x28x13 (mm)
Weight .....	21.4g

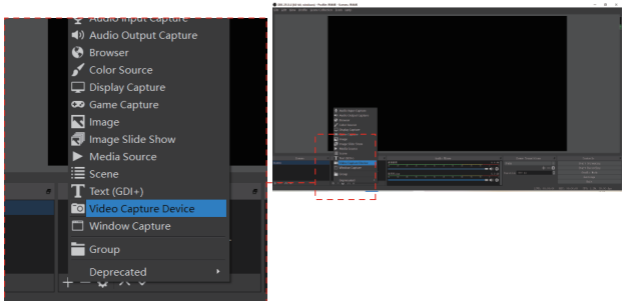
## Application diagrams



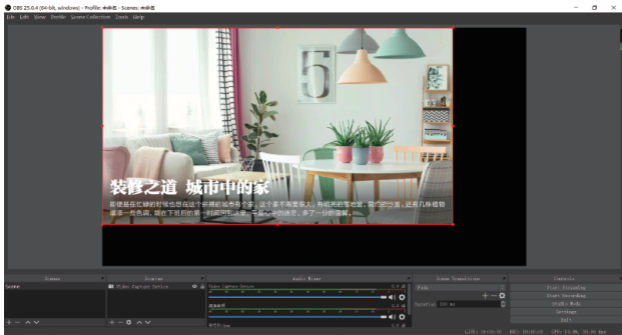
## Connection and Operation

- 1: Connect the UHD signal source to the HDMI input of the video capture with one HDMI cable.
- 2: Connect the computer to the usb port of the video capture with usb cable.
- 3: Operation steps for USB video capture(OBS): Open the software→Choose sources of "Video capture Device"→Set the size of image→Choose "Studio Mode"(double window) →Choose "Start Recording".  
Operation Example as below

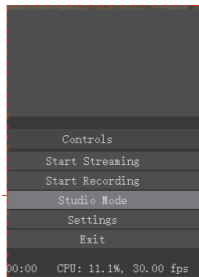
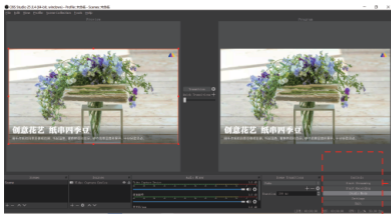
1. Add new sources, choose " Video Capture Device "



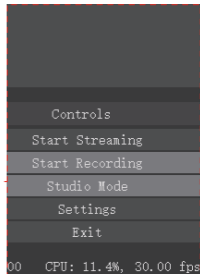
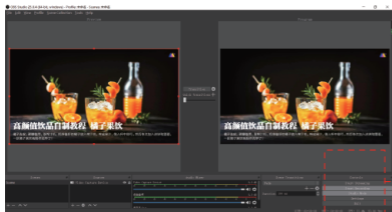
## 2. Set the size of the image.



## 3. Choose "Studio Mode"(double window).



#### 4. Click " Start Recording"



#### Note:

Computer hardware configuration requirements

CPU: PC i5-3400 or above ; NB i7-3537U 2.0GHZ or above

Graphics card: PC NVIDIA GT630 or above; NC NVIDIA GT735M or above

Run memory: 4G RAM

### Package include

- |                  |      |
|------------------|------|
| 1. Video capture | 1PCS |
| 2. user manual   | 1PCS |