


70m 1x4 HDBaseT Splitter, HDCP2.2 compliant Support POC, RS232 Pass through

Operating Instructions



Dear Customer

Thank you for purchasing this product. For optimum performance and safety, please read these instructions carefully before connecting, operating or adjusting this product. Please keep this manual for future reference.

Features

- Incorporate HDBaseT technology
- Distribute 1 Ultra HD HDMI signal to 4 identical HDBaseT outputs, with 1x loop HDMI output
- Transmitter Distance up to 70m under 1080p, 40m under 4K
- HDCP 2.2/1.4 compliant
- Support resolution to 4K@60Hz, YUV 4:2:0, VESA resolution up to 1920x1200
- Support Dolby TrueHD, DTS-HD Master Audio
- With wide-band Bi-Directional IR control (38 ~ 56 kHz)
(IR extension from Sender to Receiver or from Receiver to Sender)
- HDBaseT output 1 supports RS232 and Ethernet pass through
- Support 3D
- Support POC (Receiver powered by HDBaseT Splitter)
- DC 12V power supply

NOTICE

Our company reserve the right to make changes in the hardware, packaging and any accompanying documentation without prior written notice.

TABLE OF CONTENTS

Package Contents

Specifications

Dimensional drawing

Panel Descriptions

Connecting and Operating

Applications

Maintenance

Product Service

Warranty

Packing contents

- 1) Main Unit: 1x4 HDBaseT Splitter
- 2) 2x Power supply DC 12V
- 3) 4x IR-TX cable
- 4) 4x IR-RX cable
- 5) 1x Phoenix plugs for RS232 cable termination
- 6) 4x screws
- 7) 2x detachable mounting ears
- 8) Operating Instruction manual

Specifications


Operating Temperature Range	-5 to +35°C(+23° to +95°F)
Operating Humidity Range	5 to 90%RH (No Condensation)
Video Bandwidth	10.2Gbps
Video Format Supported	Resolutions up to 4K@60Hz, YUV 4:2:0 VESA resolution ^①
Connectors	1x HDMI input 1x HDMI loop output 4x RJ45 output 2x Power DC receptacle 1x Phoenix RS232 port
Transmission Distance	70m(1080P), 40m(4K)
Power supply	110-240V/ 12V DC power supply
Power Consumption	15Watts
Dimensions	L305xW165.2xH39.8mm
Weight	1425g

Note: Specifications are subject to change without notice. Mass and dimensions are approximate.

① VESA Resolution

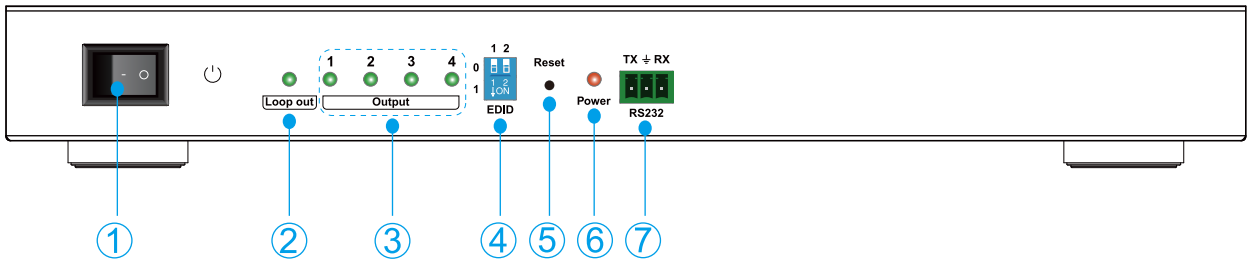
Refresh rate	VESA Resolution
59.94Hz	640x480
60Hz	640x480
	800x600
	1024x768
	1280x768
	1280x960
	1280x1024
	1680x1050
	1920x1080
	1280x720
	1360x768
	1400x1050
	1920x1200

Dimensional drawing



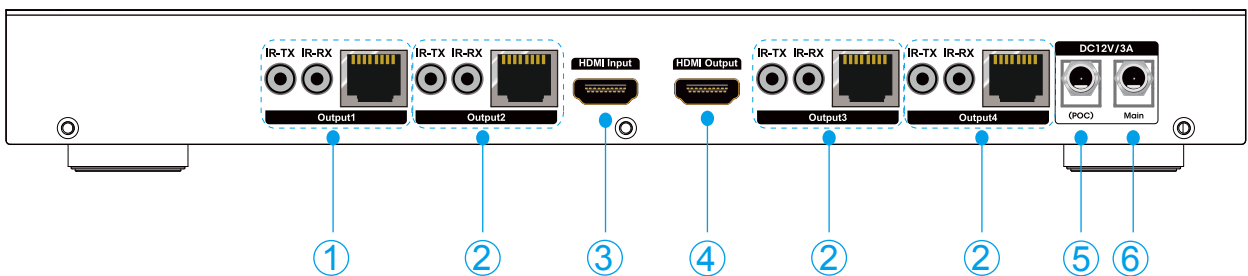
Panel Descriptions

Front Panel



- ① Power ON/OFF
- ② Indicator of Loop out
- ③ Indicator of out
- ④ DIP switch for EDID setting^①
- ⑤ Reset button
- ⑥ Indicator of Power
- ⑦ RS232 port

Rear Panel



- ① Output1 port (RS232 pass-through)
- ② Output2,3&4 port
- ③ HDMI Input port
- ④ HDMI Output port
- ⑤ POC port
- ⑥ Main power

Note: ① **EDID**

0 0	1080P@60Hz、 2CH
0 1	4K@60Hz、 YCBCR420、 3D、 DOLBY5.1
1 0	1080P@24Hz、 3D、 DOLBY5.1
1 1	4K@30Hz、 2CH

Please restart the splitter when change EDID mode!

Connecting and operating

- 1) Connect the HDMI input source into HDBaseT splitter.
- 2) Connect HDBaseT splitter and Receiver over Cat6 cable, The Cat6 cable must follow EIA-TIA 568b standards.
- 3) Connect the HDMI output of Receiver to the HDMI Display.

- 4) Connect 4pcs IR TX cables to the IR-TX sockets on the splitter and connect 4pcs IR RX cables to the IR-RX sockets on the splitter.
- 5) Connect IR RX cable to IR-In port of Receiver, connect IR TX cable in to IR-Out port of Receiver.
- 6) Power up all units, the splitter,Receiver, sources and displays.

7) To get on the ethernet,pls connect as below steps:

- 1.Connect ethernet cable into ethernet port on HDBaseT splitter.
- 2.Connect ethernet cable with TV and ethernet extender receiver.

Note:1.The ethernet function is designed for ethernet compatible receiver units only.

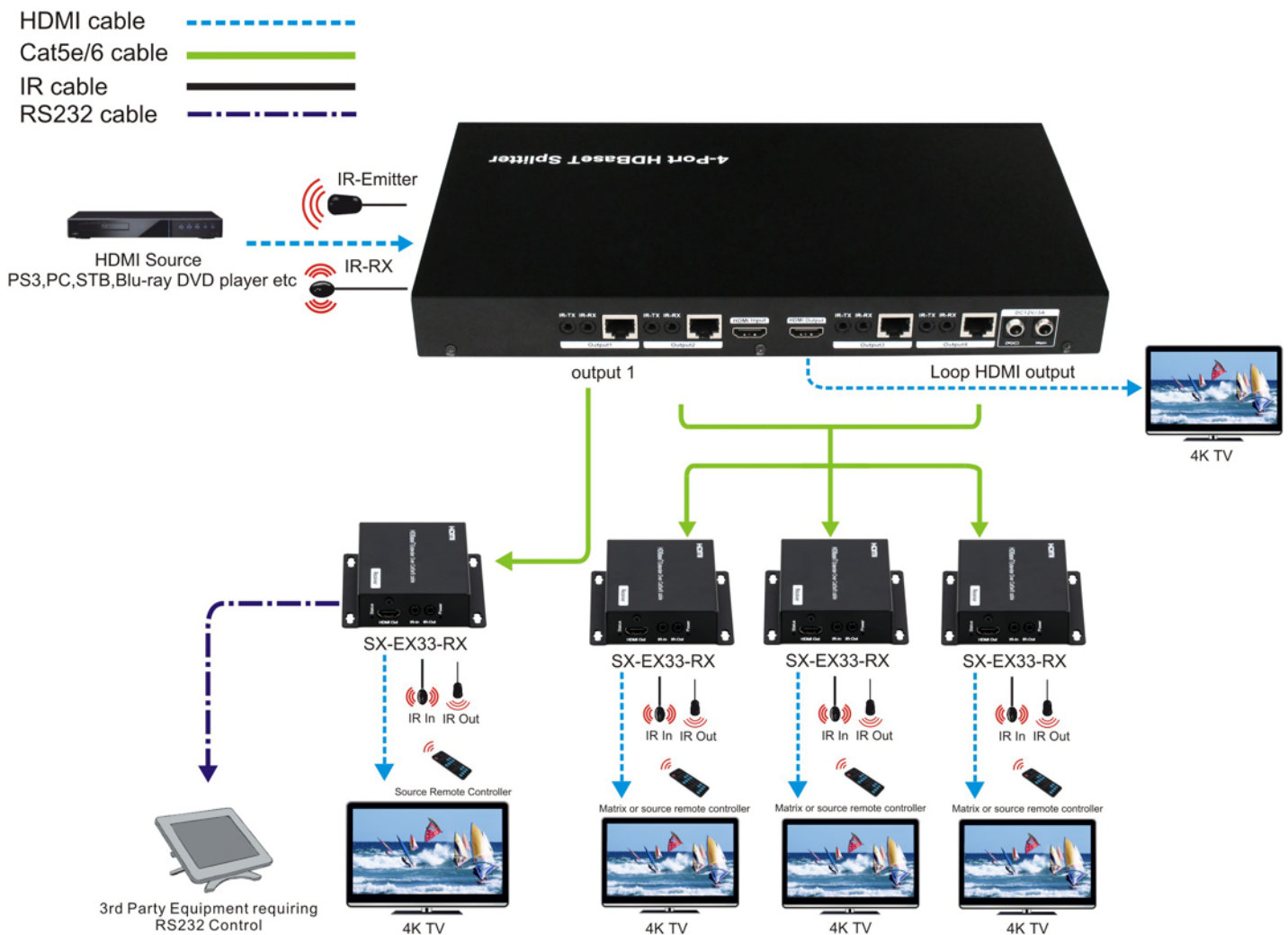
2.Only output1 with ethernet function.

8) Copy EDID function

Copy the EDID of the sink which connected the loop HDMI.

Applications

Commercial and residential AV systems,Classroom projector systems,digital signage, Boardroom systems,collaborative PC systems



MAINTENANCE

Clean this unit with a soft, dry cloth. Never use alcohol, paint thinner or benzene to clean this unit.

PRODUCT SERVICE

Damage requiring service:

The unit should be serviced by qualified service personnel if:

- a)The DC power supply cord or AC adaptor has been damaged;
- b)Objects or liquids have gotten into the unit;
- c)The unit has been exposed to rain;
- d)The unit does not operate normally or exhibits a marked change in performance;
- e)The unit has been dropped or the cabinet damaged.

Servicing Personnel: Do not attempt to service the unit beyond that described in these operating instructions. Refer all other servicing to authorized servicing personnel.

Replacement parts: When parts need replacing ensure the servicer uses parts specified by the manufacturer or parts that have the same characteristics as the original parts. Unauthorized substitutes may result in fire, electric shock, or other hazards.

Safety check: After repairs or service, ask the servicer to perform safety checks to confirm that the unit is in proper working condition.

WARRANTY

If your product does not work properly because of a defect in materials or workmanship, our Company (referred to as "the warrantor") will, for the length of the period indicated as below, (Parts(2)Year, Labor(90) Days) which starts with the date of original purchase ("Limited Warranty period"), at its option either(a) repair your product with new or refurbished parts, or (b) replace it with a new or a refurbished product. The decision to repair or replace will be made by the warrantor. During the "Labor" Limited Warranty period there will be no charge for labor.

During the "Parts" warranty period, there will be no charge for parts. You must mail-in your product during the warranty period. This Limited Warranty is extended only to the original purchaser and only covers product purchased as new. A purchase receipt or other proof of original purchase date is required for Limited Warranty service.

MAIL-IN SERVICE

When shipping the unit carefully pack and send it prepaid, adequately insured and preferably in the original carton. Include a letter detailing the complaint and provide a day time phone and/or email address where you can be reached.

LIMITED WARRANTY LIMITS AND EXCLUSIONS

- 1) This Limited Warranty ONLY COVERS failures due to defects in materials or workmanship, and DOES NOT COVER normal wear and tear or cosmetic damage. The Limited Warranty ALSO DOES NOT COVER damages which occurred in shipment, or failures which are caused by products not supplied by warrantor, or failures which result from accidents, misuse, abuse, neglect, mishandling, misapplication, alteration, faulty installation, set-up adjustments, misadjustment of consumer controls, improper maintenance, power line surge, lightning damage, modification, or service by anyone other than a Factory Service center or other Authorized Servicer, or damage that is attributable to acts of God.
- 2) THERE ARE NO EXPRESS WARRANTIES EXCEPT AS LISTED UNDER "LIMITED WARRANTY COVERAGE". THE WARRANTOR IS NOT LIABLE FOR INCIDENTAL OR CONSEQUENTIAL DAMAGES RESULTING FROM THE USE OF THIS PRODUCT, OR ARISING OUT OF ANY BREACH OF THIS WARRANTY. (As examples, this excludes damages for lost time, cost of having someone remove or re-install an installed unit if applicable, travel to and from the service, loss of or damage to media or images, data or other recorded content. The items listed are not exclusive, but are for illustration only.)
- 3) PARTS AND SERVICE, WHICH ARE NOT COVERED BY THIS LIMITED WARRANTY, ARE YOUR RESPONSIBILITY.