

# CVBS/S-Video to HDMI User Manual

## IMPORTANT SAFETY INSTRUCTIONS

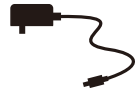
Prior to your using this device, please read all the instructions carefully and pay high attention to the following safety precautions:

- Always follow basic safety precautions to reduce the risk of fire, electrical shock and injury to persons.
- Do not plug and unplug the device in a power-on state.
- Power supply is DC5V, if use other power supply, please kindly check the detail specification before working.
- Please keep the device working in a dry and well ventilated place.

## 1. PACKAGE DETAILS



CVBS/S-Video to HDMI converter



Power Supply DC5V/2A



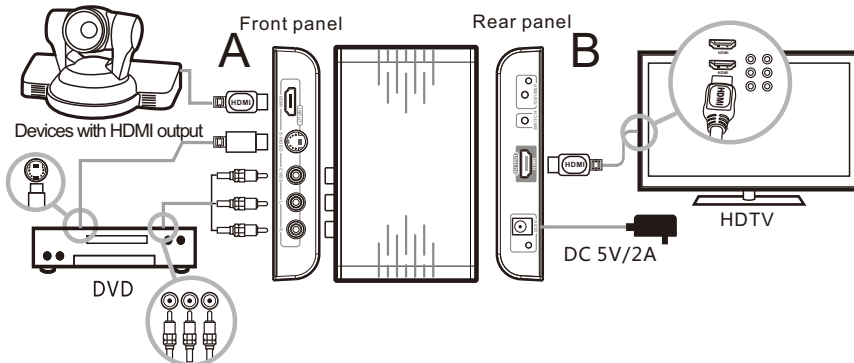
User Manual

## 2. SYSTEM REQUIREMENTS

DVD, STB and other devices with CVBS, S-Video, or HDMI output HDTV, Projector or other displays with HDMI input

## 3. OPERATION

- A: Connect CVBS/S-Video to HDMI converter to CVBS, S-Video and HDMI port of DVD, Camera and other devices by CVBS cable, S-Video cable and HDMI cable.
- B: Connect CVBS/S-Video to HDMI converter (output side) to HDTV by HDMI cable, power on, and adjust the HDTV to HDMI channel.

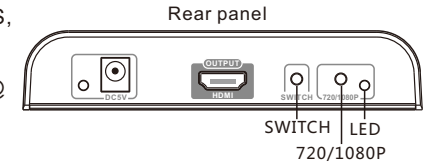


## 4. OPERATION

4.1 Switch: Press this button to choose CVBS, S-Video or HDMI signal input.

4.2 720/1080p: Press this button to choose output HDMI signal as 720p@50/60Hz or 1080p@50/60Hz.

LED: Output HDMI signal 720p when LED is red, and 1080p when green.



## 5. TROUBLE SHOOTING

5.1 Q: No picture output.

A: Please check and make sure all connection is correct, power LED lights up normally and HDTV channel is chosen correctly.

5.2 Q: Abnormal picture output.

A: Please make sure the input signal is good, and press 720/1080 button to adjust the output HDMI signal resolution; If input signal is from HDMI graphics card, please check and make sure the resolution is supported by CVBS/S-Video to HDMI converter.

## 6. SPECIFICATION

HDMI input resolution supported	480i@60Hz, 480p@60Hz, 576i@50Hz, 576p@50Hz, 720p@50/60Hz, 1080i@50/60Hz, 1080p@50/60Hz
HDMI graphics card input resolution supported	640x480@60Hz, 800x600@60Hz, 1024x768@60Hz, 1280x720@60Hz, 1280x768@60Hz, 1280x1024@60Hz, 1360x768@60Hz, 1366x768@60Hz, 1400x1050@60Hz, 1440x900@60Hz, 1680x1050@60Hz, 1920x1080@60Hz
CVBS input	Detect NTSC/PAL automatically: 1.0Vp-p Impedance: 75Ω
S-Video input	Detect NTSC/PAL automatically Y: 1.0Vp-p Impedance 75Ω C: 0.6Vp-p Impedance: 75Ω
HDMI DDC signal	5Vp-p(TTL)
HDMI TMDS signal	0.5-1.0Vp-p
HDMI output Signal	720P@50/60Hz, 1080P@50/60Hz
Power Consumption	3.5W
Power supply	DC5V/2A
Dimension	129x85x25.5mm

### Disclaimer

The product name and brand name may be registered trade mark of related manufacturers. TM and © may be omitted on the user manual. The pictures on the user manual are just for reference, and there may be some slight difference with the real products.

We reserve the rights to make changes without further notice to a product or system described herein to improve reliability, function or design.